


This Notebook Belongs to:



Date Started:






A series of horizontal dashed lines for writing, spanning the width of the page.


Week 1

Narration

Illustrate your narration:



Narration: Share a favorite event from this week's literature selection.





Week 1

Narration

A series of horizontal dashed lines for writing.

Read the words:

food
knife
worm
book
night
floor
brother
suit
blood
edge
comb
high
clear
open
flew
lamb
blue

flood
love
glue
nudge
sight
near
warm
grew
took
spoon
knight
over
rot
juice
wart
bread
sigh

shook
right
know
fruit
numb
hot
door
cue
bridge
instead
work
nothing
flight
stew
knew
cover
wedge

Read the passage:

"Scoot over to the edge of the bridge and see how high up we are!" Jimmy said.
My hands shook as I inched toward the open railing.
"We're pretty high," I sighed, gazing down at the endless blue.

Week 1

Playing with Vocabulary

Use some, or all, of the words in the word bank to create a labeled illustration, original sentence, poem, meme, joke, rap, song lyric, etc. Use the "hints" on the next page to figure out what each word might mean. If you're still not certain about a word's meaning after reading the hint, look it up online or in a dictionary.

Word bank:

- **rancid**
- **hermit**
- **tonic**
- **nimble**

Week 1

Vocabulary Hints

Rancid

January and February were the hardest months; the sharp, hard cold that began in December lasted until March, and by February the beans and black-eyes had been picked over (with help from the birds), the asparagus roots were frozen into stone, and the potatoes had been thawed and refrozen so many times they had acquired a slimy texture and a rancid taste.

Oh, yuck! The milk in the back of the fridge has gone rancid!

Hermit

Mr. Ages' house, somewhat larger than a shoebox but about the same shape, resembled the house of a hermit.

All he wants to do these days is read alone in his cabin in the woods.
He's turning into quite the hermit.

Tonic

Mr. Ages said, "It stays green all winter, and makes a very useful spring tonic. Most people use only the leaves, but I have found the roots even more effective."

Ginger ale is said to be a great tonic for battling an upset stomach.

Nimble

Certainly he seemed very old, and very wise; yet he walked nimbly enough.

Her graceful movements and nimble steps made her seem as if she were dancing in the clouds.

Prompt (read first): This week, we'll begin by reviewing some things from the past few years. Don't worry if this is the first level you've done--you'll catch up quickly.

A **noun** is a person, place, or thing. Some examples would be a rock, a kitten, a library, Aunt Maggie, or the corner store. There are also words called **pronouns**. Pronouns are nouns, too, but we use them in place of the specific name of someone, someplace, or something. Some examples would be she, he, we, they, and it. We'll talk more about pronouns later.

A **verb** is a word that describes an action or a state of being. Some examples would include run / running / ran, know / knowing / knew, become / becoming / became, or sing / singing / sang. In the passage below, find and circle all of the nouns and pronouns you can find. Underline all of the verbs you can find.

An **adjective** is a word that describes a noun. Some examples would include brown, soft, loud, empty, or old. An **adverb** describes a verb--it describes how an action is done. They often (but not always) end in the letters "-ly." Some examples would include quickly, angrily, and suddenly. In the passage below, put a triangle over all of the adjectives you can find, and a square over all of the adverbs you can find. Finally, copy the passage (or a section of the passage) below in your best printing.

She gripped the feathers on his back, felt the beat of his powerful black wings, felt a dizzying surge upward, and tightly shut her eyes.

Parents: Cursive copywork / dictation passages can be found in the Cursive Copywork and Dictation Passages PDF that came with your purchase of this curriculum. If you'd prefer your child to copy this passage in cursive, please provide this week's passage from that PDF to your child.

Handwriting practice lines consisting of multiple sets of horizontal dashed lines for copying the text above.



Ask an adult to read the dictation passage in the lesson guide out loud to you a few times, slowly and clearly. As you listen, copy the passage below. When you are finished, use the dictation passage in the lesson guide to check your work. Correct any spelling, punctuation, or grammar mistakes as needed.

A series of horizontal dashed lines for writing.



A series of horizontal dashed lines for writing, spanning the width of the page.



Week 2

Narration

A series of horizontal dashed lines for writing.

Read the words:

stitch

caught

earth

decrease

rhino

would

rewind

trophy

daughter

glisten

illogical

dolphin

wrong

veil

bought

disagree

untangle

itch

relapse

photograph

haughty

sought

shepherd

wrist

disappear

castle

kitchen

impossible

could

pear

underplay

nephew

eight

illegal

witch

underground

elephant

hatch

insane

taught

irregular

wear

write

fought

exhibit

should

weight

incomplete

search

unwind

neighbor

Read the passage:

It was wrong of you to wear her veil without asking. What if it had been caught on a nail, and a stitch had been pulled out? Listen, you need to untangle it and give it back right now. She's still in the closet searching for it. You should not have taken it.

Choose one of the six columns above and rewrite the words in it in alphabetical order on a piece of clean paper.

Week 2

Playing with Vocabulary

Use some, or all, of the words in the word bank to create a labeled illustration, original sentence, poem, meme, joke, rap, song lyric, etc. Use the "hints" on the next page to figure out what each word might mean. If you're still not certain about a word's meaning after reading the hint, look it up online or in a dictionary.

Word bank:

- **expedition**
- **cordial**
- **gnarled**
- **dank**

Expedition

Timothy was down below, taking a nap, and had not been told about the expedition lest he worry and blame himself for the risk his mother must take.

Pack your bags, kids! We are going on an expedition to deliver these gifts to your cousins in Oregon!

Cordial

"Why, so it is. Mrs. Frisby. How do you do?" He sounded cordial enough, but he was startled.

She was very cordial when we first met, shaking my hand and offering me a seat at the little table. She even took my coat from me and hung it up near the fire to dry.

Gnarled

Eventually, as he banked sharply, Mrs. Frisby saw off his wing tip a gray-brown patch among a stand of tall green pines; from so high it looked like a gnarled gray bush, but as they circled lower she could see that it was in fact an enormous tree, leafless, skeletal, and partly dead.

Halfway hidden beneath the brim of his large, gray hat, the man's face was gnarled with age.

Dank

Mrs. Frisby noticed that the air, which should have been dank and damp so deep underground, was on the contrary fresh and clean, and she thought she could even detect a very faint breeze blowing past her ears as she moved.

This room is pleasant enough in the summertime, but in the winter it's dank and drafty and miserable.

Prompt (read first): This week, we will continue our review of concepts covered in previous levels.

Last week, we reviewed that a noun is a person, a place, or a thing. We also reviewed that a pronoun is a special kind of noun. Pronouns help prevent us from being repetitive. Compare the two phrases below. The one that uses the pronoun "he" flows better than the one without pronouns, doesn't it? It sounds less awkward and repetitive. In the bottom passage, circle the nouns (and pronouns) and underline the verbs. Draw a triangle over any adjectives you find, and a square over any adverbs.

Once you've finished, print the bottom passage in your best printing below.

The strange rat was named Arthur. Arthur was stocky, square, and muscular, with bright, hard eyes. Arthur looked efficient.

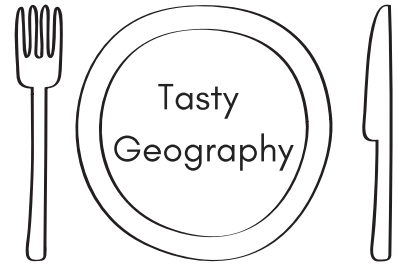
The strange rat was named Arthur. He was stocky, square, and muscular, with bright, hard eyes. He looked efficient.

Handwriting practice lines consisting of multiple sets of three horizontal lines (top, middle, bottom) for tracing and independent writing.



Ask an adult to read the dictation passage in the lesson guide out loud to you a few times, slowly and clearly. As you listen, copy the passage below. When you are finished, use the dictation passage in the lesson guide to check your work. Correct any spelling, punctuation, or grammar mistakes as needed.

A series of horizontal dashed lines for writing.



This week's country:



Food and drink people enjoy in this week's country:

Flag:



Something interesting I learned about this week's country:
